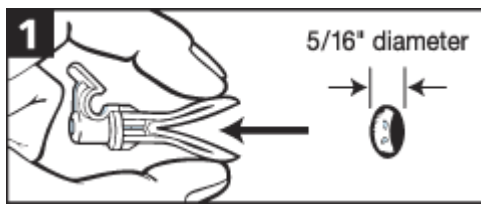
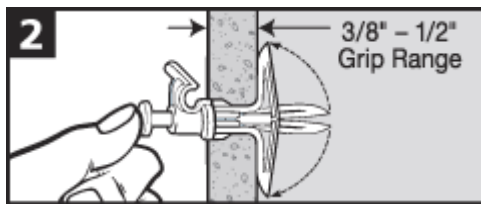


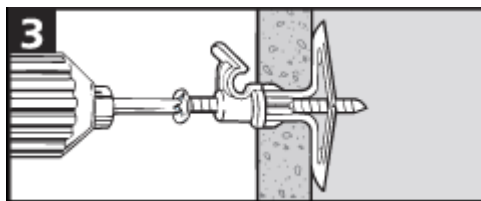
## Step-By-Step



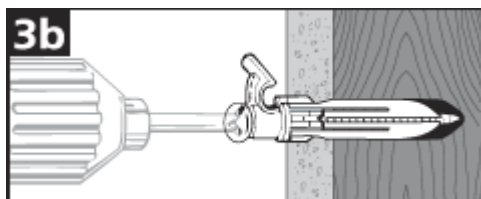
Drill a 5/16" diameter hole—minimum hole depth in solid walls 1-1/4". Fold hook anchor, insert in hole, and tap flush with wall.



Insert red key to pop hook anchor open behind wall (except in thick or solid walls). **DO NOT HAMMER KEY.** Remove key.



Insert screw and tighten until flush with hook anchor—then stop. Use screw enclosed in bag or any sheet metal screw from #6 through #14 with a minimum length of 1-1/2".



The hook anchor also wedges securely in thick and solid walls. Do **NOT** use key.