


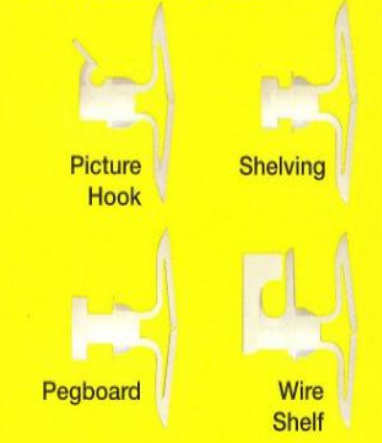
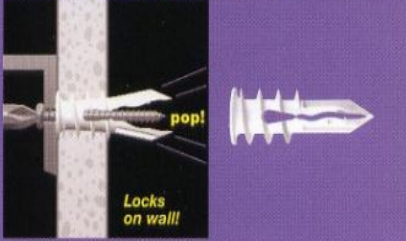


TOGGLER®

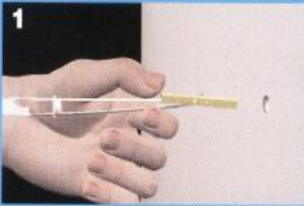
High-Performance™ Anchors

Fast, easy & secure anchoring
in ALL building materials

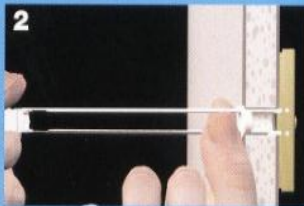
	Hollow Materials Drywall, Plaster, Block...	Solid Materials Concrete, Brick, Stone...	
<p>HEAVY Duty</p> <p>Large TV's, Mirrors, Bookshelves, Sinks, Cabinets...</p>	<p>SNAPTOGGLE® Toggle Bolts</p> 	<p>ALLIGATOR® Solid-Wall Anchors</p>  <p><i>Anchor expands up to 2x its length, bonding screw to the wall!</i></p>	<p>HEAVY Duty</p> <p>Lighting fixtures, Plumbing fixtures, Partitions, Grab bars, Shelving, Cabinets...</p>
<p>MEDIUM Duty</p> <p>Bathroom accessories, Window treatments, Speaker mounts...</p>	<p>TOGGLER® Plastic Toggle Anchors</p> 		<p>to LIGHT Duty</p> <p>Alarms, Thermostats, Smoke detectors...</p>
<p>MEDIUM - LIGHT Duty</p> <p>Small lighting fixtures, Picture frames...</p>	<p>SnapSku® Regular Self-Drilling Drywall Anchors</p>  <p><i>pop!</i> <i>Locks on wall!</i></p>	<p>In All Walls ... Hollow and Solid ... Drywall to Concrete</p> <p>TOGGLER® Anchors for Special Projects</p>  <p>Picture Hook Shelving</p> <p>Pegboard Wire Shelf</p>	
<p>LIGHT Duty</p> <p>Alarms, Thermostats, Smoke detectors...</p>	<p>SnapSku® MINI Self-Drilling Drywall Anchors</p>  <p><i>pop!</i> <i>Locks on wall!</i></p>		

SNAPTOGGLE® Heavy-Duty Toggle Bolts

Like having an extra pair of hands behind the wall!




Drill hole. Hold metal channel flat alongside plastic straps & slide channel through the hole.
Minimum clearance behind wall: only 1 7/8" (48mm).



Hold ends of straps together between thumb & forefinger and pull toward you until channel rests behind wall. Ratchet cap along straps with other hand until flange of cap is flush with wall.



Place thumb between straps at wall. Push thumb side to side, snapping off straps level with flange of cap.



Place item over flange. Insert bolt and tighten until snug against item, then stop.
Use machine screw or bolt to match thread in metal channel.

Benefits:

- **Strong**—up to **2x the load** of an old-fashioned wing toggle
Solid metal channel resists vibration & shock
- **Save time**—at least **6 minutes** per anchor v. wing toggles
Can use a screw gun; anchor does not spin
- **Save money**—turn a 2-person job into a 1-person job
Use a shorter bolt (no need to carry a wing through the wall)
- New strap design **snaps off flush** & does **not** break prematurely
- **Smallest** installation hole for each bolt size
- New golden plating is **7x more corrosion-resistant**
- **Reusable** in same hole—remove bolt without losing the anchor

Ultimate Tensile Load in Pounds

Thread:	3/16"-24	1/4"-20	5/16"-18	3/8"-16	1/2"-13
Anchor:	BA	BB	BE	BC	BD
1/2" Drywall	238	265	270	275	275
5/8" Drywall	356	356	480	576	576
Concrete block	802	1,080	1,400	1,745	2,038
Steel plate	918	1,283	1,680	1,692	2,605
Drill diameter:	1/2"	1/2"	3/4"	3/4"	3/4"
Grip range:	3/8"-3 5/8"	3/8"-3 5/8"	3/8"-2 1/2"	3/8"-2 1/2"	3/8"-2 1/2"
Long strap code:	BAL	BBL			
Grip range:	2"-9 1/2"	2"-9 1/2"			

These results are for zinc-plated steel anchors. Stainless steel channels with stainless steel bolts held greater loads in concrete & in steel plate. Long straps for roofing and for very thick walls. **NOTE:** 10-24 = 3/16"-24 Bolt length = Item thickness + wall thickness + 1/2" (13mm).

Metric sizes available:

Anchor:	BM5	BM6	BM8	BM10
Thread:	M5	M6	M8	M10
Drill diameter:	13mm	13mm	19mm	19mm
Grip range:	10-92mm	10-92mm	10-64mm	10-64mm
Long strap code:	BM5L	BM6L		
Grip range:	51-240mm	51-240mm		



Also available in
RoHS-compliant plating
or 304 stainless steel

For Maximum Holding in:

- Cinder block
- Concrete block
- Gypsum board
- Drywall
- Plasterboard
- Composite panels
- Plaster
- Stucco
- Fiberglass
- Cement board
- Greenboard

Ideal for Mounting:

- Flat panel TVs
- DSS antennas
- Lighting fixtures
- TV mounts
- Roofs & decking
- Marine applications
- Window treatments
- Heavy machinery
- ADA hardware
- Office furniture
- Hand rails
- Grab bars
- Partitions
- Heavy fans
- Sinks
- Cabinets
- Shelving
- Solar panels
- Garage doors
- Reinstallations